



Pantages Theatre
710 Hennepin Avenue
Minneapolis, MN 55403

CONTACTS

Steve Olson

Operations Coordinator
Phone: (612) 373-5654
Fax: (612) 746-3153

Gail Nelson

Chief Operating Officer
(612) 373-5673

Rick Hansen

Director of Booking
(612) 373-5671



LOADING FACILITIES

Location: 7th Street between Hennepin and First Avenue

Stage outside load in door: 93" wide x 95" high

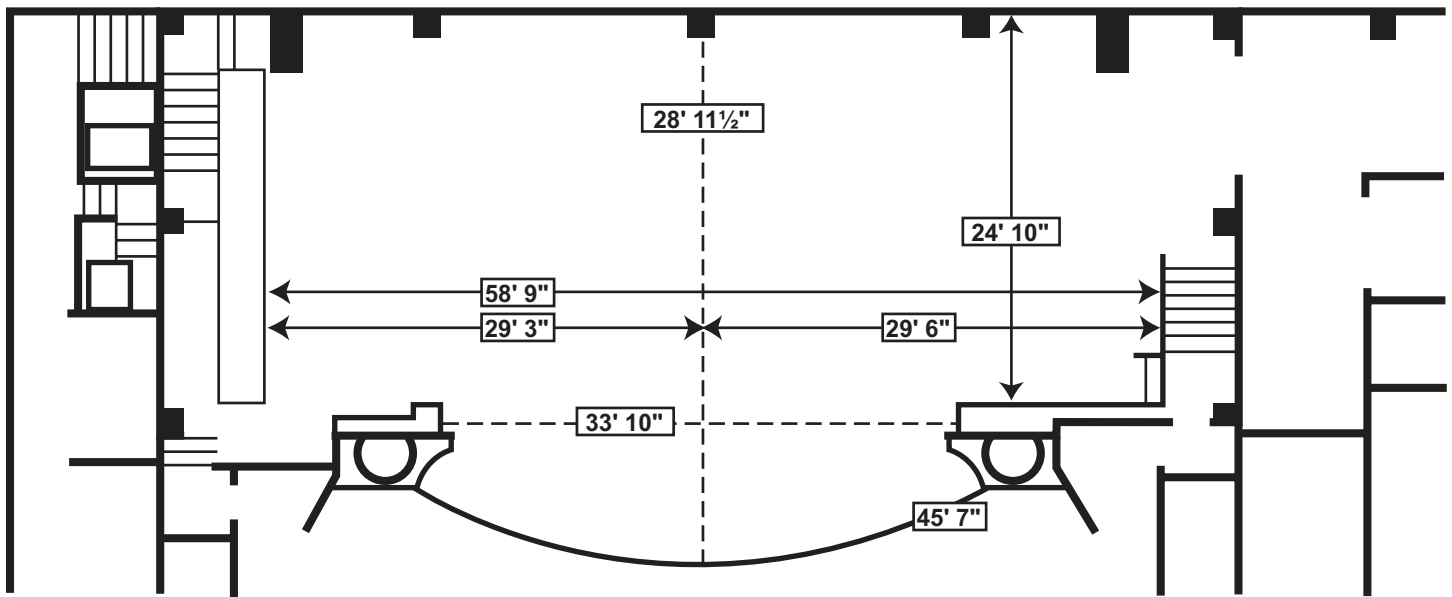
Stage interior load in door: 88" wide x 119" high

Hallway: 99" wide

Interior stage door to street: 68'

Elevator Door: 54" wide x 84" high

STAGE DIMENSIONS



The Pantages Theatre has a sprung Maple floor.
(Installation completed 1/31/2006)

SR: 29' 3"

Proscenium Opening: 33' 10" wide x 30" high

Stage Depth

Lip of apron to plaster line:

49½" at center

33½" at offstage edges

Lip of apron to back wall columns: 28' 11½"

Depth of smoke pocket: 6"

Curtain line to back wall columns: 23'

Proscenium wall to back wall columns: 24' 10"

Plaster line center stage to:

First row of seats: 17' 6"

Mix position: 70' (18' wide)

Rear wall main floor: 78'

Balcony box boom: 56' 8"

Balcony rail center: 36'

Balcony rail sides: 38'

Booth: 90' 10"

Rear wall balcony: 104'

Stage Width

SR to SL, unobstructed: 58' 9"

SL Wing: 12' 5"

SR Wing: 12' 5"

Distance from center stage to:

SL: 29' 6"

FLY SYSTEM & RIGGING

Single Purchase Counterweight System

Arbor Capacity: 1,200 pounds (potential capacity)

Number of line sets: 35, 5-line sets in 24' 4" of fly space

Length of pipes: 49'

Stage to grid: 66' 6½"

Maximum fly height: 63' 10"

Pipe trim lowered: 4' 10½"

Lockrail: Stage Level (SL)

Pin Rails: 28' 8" above stage floor left and right

16 5/8 rope sheaves

1,800 feet synthetic 5/8 rope (1,200 feet is cut into 8 x 150')

16 sandbags

Equipment Gallery: elevation 14', stage left

Grid Trap: 3' x 8', stage left

Number of one ton lodestar chain hoists: 5 (four are in use to fly P.A. system, one is stage left on a trolley system for lifts to the grid)

SOFT GOODS

Delft Blue House Teaser: 10' high x 47' wide

Delft Blue House Curtain (2 pieces): 31' 6" high x 25' wide

Three Borders: 10' high x 47' wide

One Border: 16' high x 47' wide

Four Sets of Legs: 31' 6" high x 12' wide

Black Backdrop (2 pieces): 31' 6" high x 25' wide

Black Scrim: 31' 6" high x 47' wide

White Bounce: 31' 6" high x 47' wide

LINE PLOT

Line Set	Distance from Proscenium Wall	Typical Lineplot
FC	0' 3"	Fire Curtain
1	1' 1"	Main Border
2	1' 9"	Main Curtain
3	2' 5"	
4	3' 1"	1st Electric
5	3' 9"	
6	4' 5"	
7	5' 1"	
8	5' 9"	Border
9	6' 5"	Legs
10	7' 1"	
11	7' 9"	
12	8' 5"	Border
13	9' 1"	Legs
14	9' 9"	
15	10' 5"	
16	11' 1"	2nd Electric
17	11' 9"	

Line Set	Distance from Proscenium Wall	Typical Lineplot
18	12' 5"	
19	13' 1"	Border
20	13' 9"	Legs
21	14' 5"	
22	15' 1"	
23	15' 9"	
24	16' 5"	3rd Electric
25	17' 1"	
26	17' 9"	Border
27	18' 4"	Legs
28	19' 5"	Black Scrim
29	20' 5"	
30	21' 5"	
31	21' 11"	Cyc Electric
32	22' 5"	
33	23' 4"	
34	23' 10"	Blackout
35	24' 4"	Bounce

Lineset 33 is muled with the headblock between Linesets 29 and 30

Lineset 34 is muled with the headblock between Linesets 29 and 28

Lineset 35 is muled with the headblock between Linesets 28 and 27

ELECTRICAL/LIGHTING

ELECTRICAL POWER

400 amp 3 phase, 4 wire 208v company switch,
mechanical ground, located SR
Two 400 amp 3 phase, 4 wire 208v company switches,
mechanical ground, located SL gallery
200 amp 3 phase, 4 wire 208v company switch (sound),
mechanical ground, transformer isolated

LIGHTING EQUIPMENT

HOUSE CONSOLE

ETC ION XE 20

DIMMERS

2.4kw dimmers: 288
Emergency light dimmers: 24

LIGHTING INSTRUMENTS (ETC)

50 degree ellipsoidal: 10
36 degree ellipsoidal: 32
26 degree ellipsoidal: 42
19 degree ellipsoidal: 38
10 degree ellipsoidal: 18

Par spotlights (ETC): 50

Triple cyclorama lights: 10

Super Troupers 2k followspots: 3

STAGE CABLE

5' cables: 30
10' green cables: 40
25' yellow cables: 30
50' orange cables: 12
100' red cables: 10
Two-fers: 30

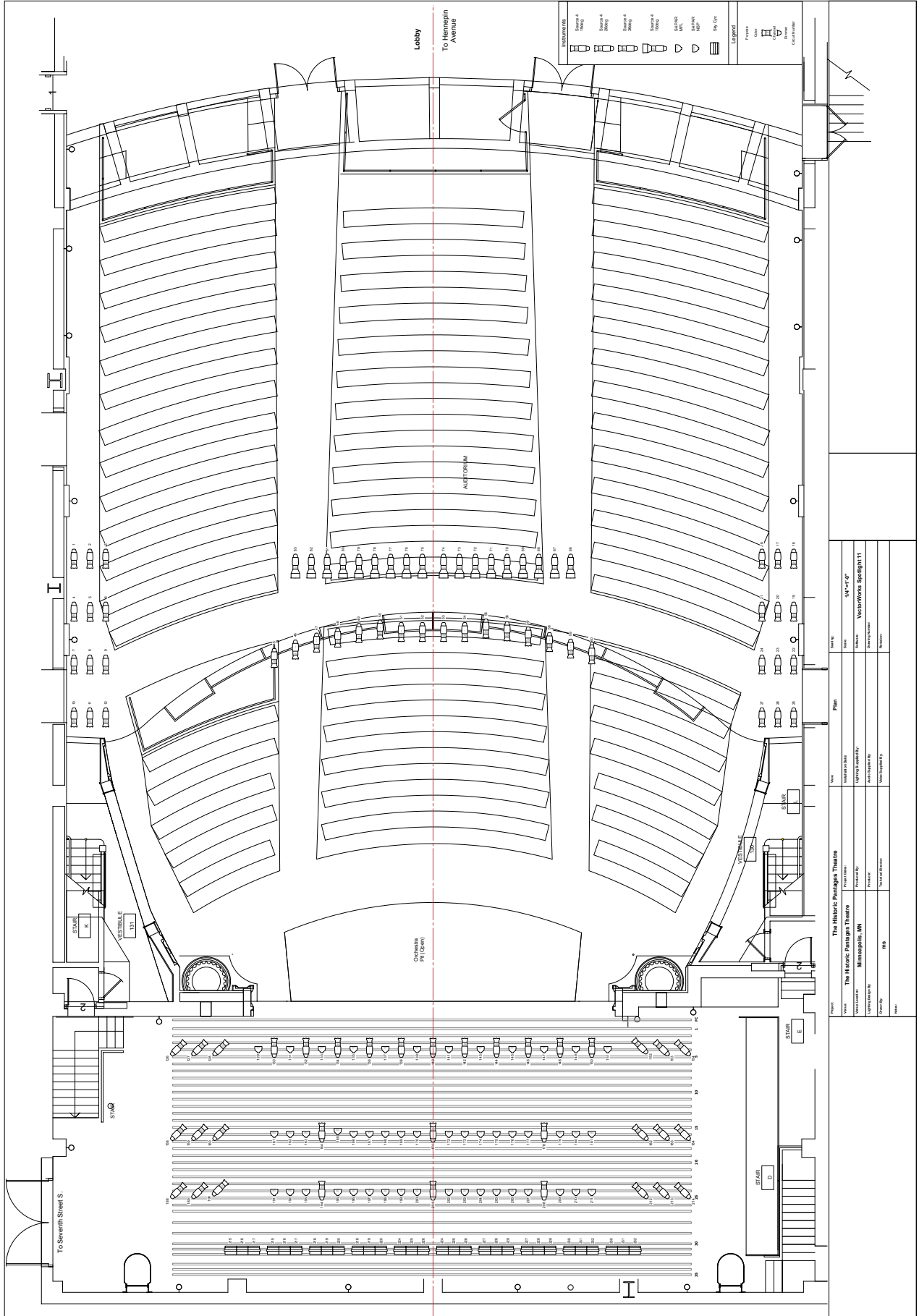
6 CIRCUIT MULTI CABLE

25': 2
50': 6
75': 10
100': 9

ACCESSORIES

Top hats for ellipsoidals: 40
A size template holders for 6" ellipsoidals: 40
B size template holders for 6" ellipsoidals: 12
Donuts for ellipsoidals: 12
Altman single tee sidearms: 60
Barn doors for pars: 12
50 lb. boom bases: 8
21' boom pipe: 8
10' boom pipe: 6
8' boom pipe: 1

ELECTRICAL/LIGHTING CONTINUED



The Historic Pantages Theatre Project Name: The Historic Pantages Theatre Project Location: Minneapolis, MN Project Number: 144-11-04 Project Date: 11/13/2013 Project Status: Not Started	
Plan Title: VectorWorks Spotlight 11 Date: 11/13/2013 Author: [Redacted] Designer: [Redacted] Checker: [Redacted] Plot Date: 11/13/2013	Scale: [Redacted]

SOUND

MAIN SYSTEM

Electro-Voice Very Compact Line Array (XLD)
System is flown left and right with under balcony and front fills.

Subs are ground stacked.

Backstage is equipped with a 70 volt paging system
Amplifiers are EV P1200RL and EV P3000RL series

HIGH ENCLOSURES

32 – EV XLD 291 speaker enclosures

SUBWOOFER ENCLOSURES

16 – EV XLC 118 speaker enclosure (8 normally in use, 4 per side)

FLYING SYSTEM – MAIN P.A.

2 – XLD fly grid
4 – CM 1 ton motors-inverted

UNDER BALCONY SYSTEM

5 – EV XI 1082

FRONT FILL

4 – EV XI 1082

STAGE MONITORS (FLOOR WEDGES)

4 – EV XW 15 biamp wedges (2 mixes available)

SOUND ELECTRONICS INVENTORY (FOH)

MIXING CONSOLE

1 – Digico SD10 MADI & HMA Optic Loop
Waves SGS1 Sound Grid Server
Waves SG Pro Bundle
Dan Dugan Auto mixer Plug-In
Orange Box
DiGi-Grid MGB

STAGE RACK (56 IN/40 OUT/8 AES OUT)

DiGiCo SD-Rack 192kHz with MADI & HMA Optics
(7X) MOD-SDR-ADC-32B input card
(5X) MOD-SDR-DAC-32B output card
(2X) MOD-SDR-AES-O, AES output cards

PLAYBACK/DRIVE RACK

1 – Furman PI plus
1 – Tascam O1U pro CD player
1 – Tascam DVRA 1000 audio/dsd master recorder
2 – Electro-Voice DX46 FIR – Drive Sound System Processor

(SPARE ANALOG) SNAKE HEAD RACK (48 INPUTS/8 RETURNS) MASS CONNECTORS-W4

1 – Furman PL -plus
1 – Klark Teknik DN1248 mic splitter
1 – Klark Teknik DN1248 mic splitter
1 – Klark Teknik DN1248 mic splitter
1 – Klark Teknik DN1248 mic splitter

SOUND CONTINUED

MONITOR SYSTEM (SUBJECT TO AVAILABILITY)

OVERVIEW

- 56 channel, 14 mix system
 - (12 wedge mixes, 2 side fill mixes + cue)
- 3 – four mix amp racks (EV P1200 and P3000 power amplifiers)
- 1 – stereo side fill rack with cue (EV P3000 power amplifiers)
- 4 – Klark Teknik DN9848 speaker processor
- 2 – EQ racks
- 1 – processing/FX rack
- Motion Laboratories Power Distribution

MIXING CONSOLE AND CASE

- 1 – Midas Heritage 3000 mixing console 48/4/BT
- 1 – Packhorse mixing console case

POWER SUPPLY RACK

- 1 – Furman PL-plus
- 2 – Midas P750 power supply

CONSOLE ACCESSORIES

- Midas EZ-tilt console stand

EQ RACK #1 (8 MIX)

- 4 – Klark Teknik DN370 EQ

EQ RACK #2 (6 MIX)

- 3 – Klark Teknik DN370 EQ

PROCESSING/FX RACK

- 1 – Furman PL-plus
- 1 – Yamaha SPX2000
- 1 – TC Electronics Reverb 4000
- 2 – Klark Teknik DN504+ compressor
 - (4 channels each/8 total compressors)
- 1 – Klark Teknik DN514+ noise gate
 - (4 channels/4 total gates)

MONITOR SPEAKERS

- 8 – EV XW12A floor wedge
- 10 – EV XW15A floor wedge
- 2 – EV XI-1183A/64 side fill

MICS, WIRELESS AND ACCESSORIES

MICROPHONE PACKAGE

- 5 – EV ND 767
- 2 – EV ND 868
- 2 – EV RE 200
- 2 – EV RE 510
- 4 – EV ND 468
- 1 – Shure Beta 52
- 4 – Shure Beta 57A
- 4 – Shure Beta 87C
- 8 – Shure SM 58
- 5 – Shure SM 57
- 6 – Shure Beta 98/s
- 4 – Shure SM 81
- 2 – Shure MX 418
- 2 – AKG 414UBLS
- 1 – Earthworks PM40 stereo piano mic system
- 2 – Neumann KMS105-MT

DIRECT BOXES

- 8 – Klark Teknik LBB100 direct box
- 4 – BSS AR 133 direct box
- 2 – Radial Engineering-JPC stereo PC DI box
- 2 – Radial Engineering-USB pro DI box
- 2 – Radial Engineering-Duplex DI box

WIRELESS RACK #1 (SUBJECT TO AVAILABILITY)

- 1 – Furman PL-plus
- 4 – Shure UR4D dual wireless receivers
 - (8 channels of wireless)
- 8 – Shure UR2 handheld wireless transmitters
 - with SM58 capsules
- 8 – Shure UR1 bodypack transmitters (for use with Shure WL184 lavalier microphones or Countryman E-6 headset mics)
- 1 – Shure UA845 UHF antenna distribution system (1/2 wave, active directional, and Helical antennas available)
- 2 – Tripp Lite power modules rs-1215

WIRELESS RACK #2 (SUBJECT TO AVAILABILITY)

- 1 – Furman PL-plus
- 5 – Shure UR4D dual wireless receivers
 - (10 channels of wireless)
- 10 – Shure UR2 handheld wireless transmitters
 - with SM58 capsules
- 10 – Shure UR1 bodypack transmitters (for use with Shure WL184 lavalier microphones or Countryman E-6 headset mics)
- 1 – Shure UA845 UHF antenna distribution system (1/2 wave, active directional, and Helical antennas available)
- 1 – Tripp Lite power module rs-1215

SOUND CONTINUED

MICS FOR WIRELESS SYSTEM (SUBJECT TO AVAILABILITY)

- 2 – Shure KSM9 capsules for UR2 handheld transmitters
- 1 – Electrovoice RE510 capsule, compatible with Shure UR2 handheld transmitters
- 18 – Shure WL184 lavalier microphones
- 26 – Countryman E-6 miniature headset mics-cocoa (cablecets available for both Shure and EV beltpacks)
- 4 – Countryman B-6 lavalier microphone-cocoa
- 1 – Countryman B-6 lavalier microphone-cocoa wired to Sennheiser specification with a Lemo connector
- 2 – Telex sub miniature lapel microphones (ELM 33S, ELM 22S)
- 9 – EV RE92TX lav/instrument microphone
- 2 – 1/4" instrument cable for Shure wireless bodypacks

MORE ACCESSORIES

- 3 – Fostex 6301B powered speakers
- 2 – Electro voice SX 80 speakers
- 1 – EV P1200 amplifier

STANDS

There are enough boom arms to accommodate all stands (except desk top models).

ATLAS STANDS

- 10 – MS 10/CE, black straight
- 4 – DMS 7E 8" to 13", black straight
- 4 – DMS 10E 14.5" to 26.25", black straight
- 6 – MS 4 double clutch 25" to 65", chrome
- 4 – DS 5 desk top, chrome
- 2 – TM 1E double mic mount
- 2 – CO 1B swivel adaptor clamp
- 2 – GN 13 goose neck 13"
- 2 – GN 19 goose neck 19"

AKG STANDS

- 4 – KM259, Black short tripod with boom
- 6 – KM210/91, Black tall tripod with boom
- 8 – KM211/1, Short boom arm 18.1" to 30.1" black
- 4 – KM211/1, Short boom arm 18.1" to 30.1" chrome
- 12 – KM211/2, Long boom arm 22.5" to 38.25" black

CLEAR COM INVENTORY

- 1 – MS 232 Main Station
- 2 – RS502 dual channel belt pack
- 9 – RS501 single channel belt pack
- 4 – KB 212 speaker station in V-box enclosure
- 7 – CC-95 single muff headset
- 4 – CC-260 double muff headset
- 2 – FL-1 call signal flasher
- 2 – YC 36 Y adaptor
- 1 – AMS 1025 speaker station (mounted in main com rack)

HEARING IMPAIRED EQUIPMENT

- 27 – Williams sound receivers freq 72.9
- 27 – Williams sound earbuds EAR013
- 10 – Williams sound mono headphones HED 021
- 1 – Williams sound 24 unit carrying case

FRONT OF HOUSE

SEATING INFORMATION

Main Floor: 544

Balcony: 432

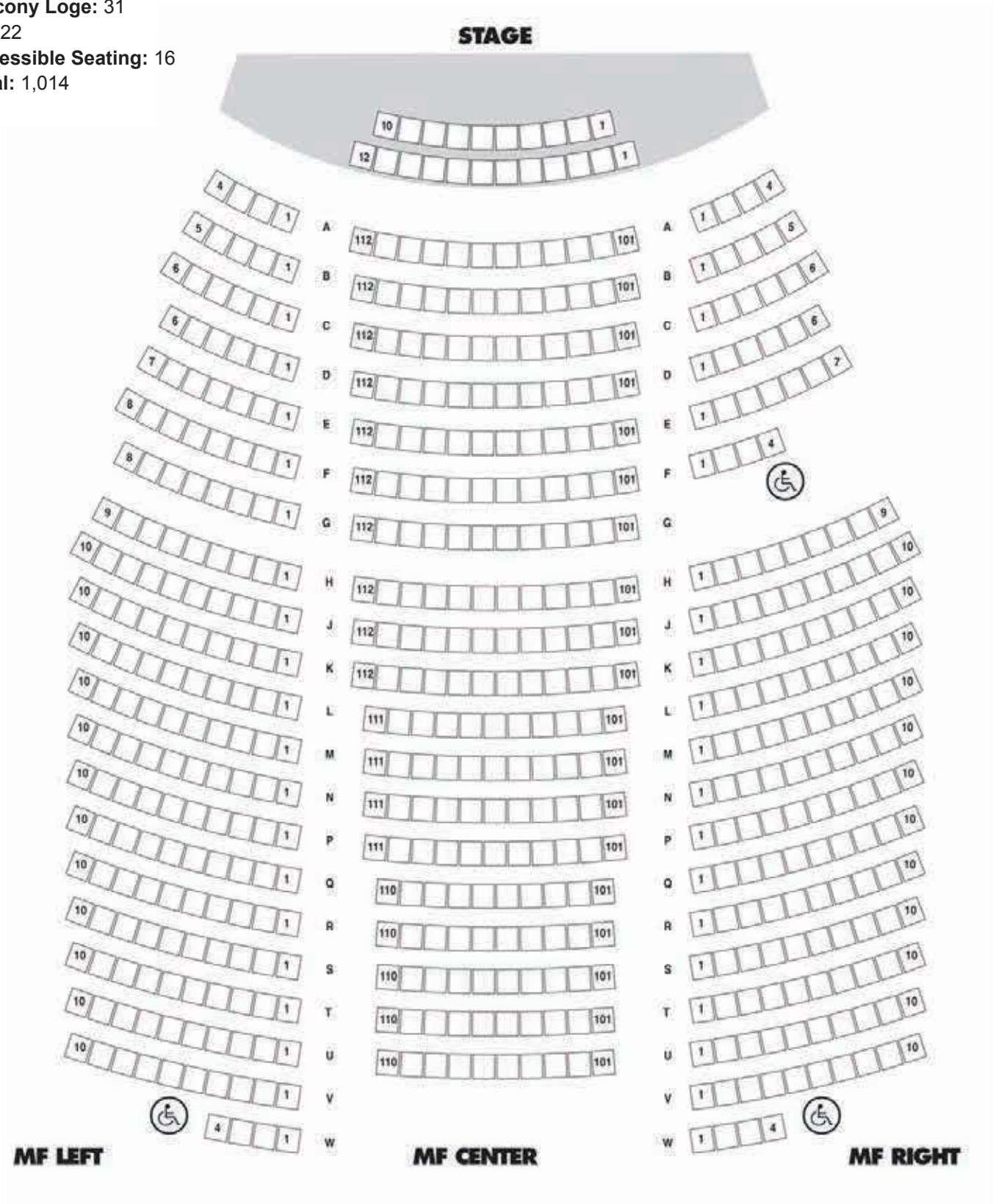
Balcony Loge: 31

Pit: 22

Accessible Seating: 16

Total: 1,014

MAIN FLOOR



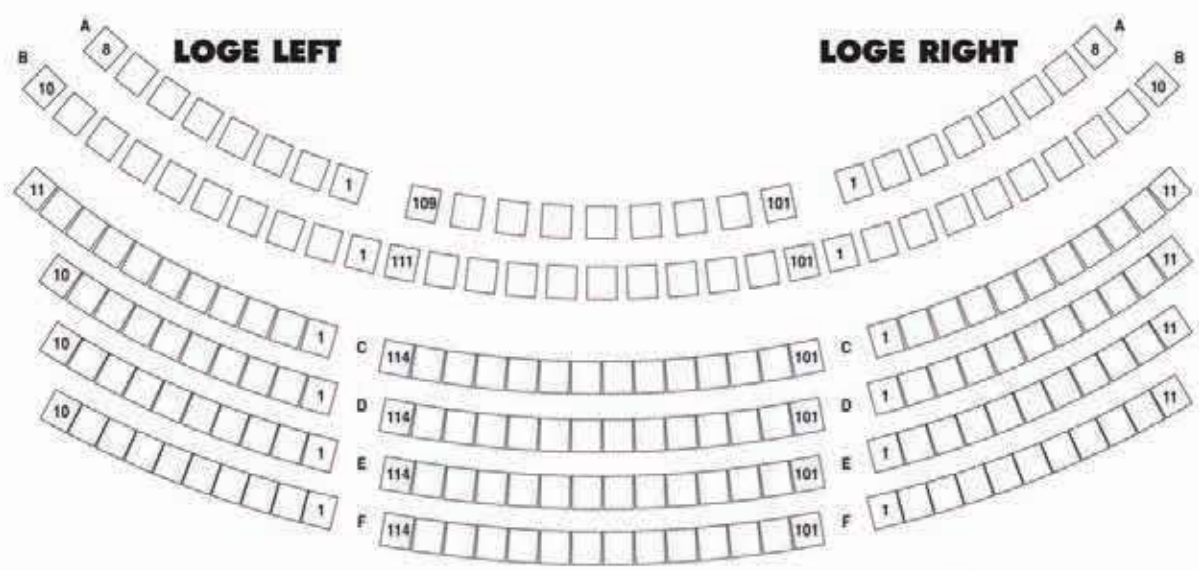
BALCONY

STAGE

LOGE CENTER

LOGE LEFT

LOGE RIGHT



BALC LEFT

BALC CENTER

BALC RIGHT

